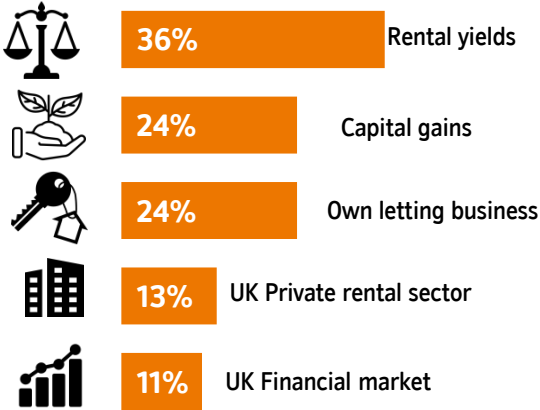


Central London

Landlords' Outlook & Confidence

Expectations for the next 3 months rated as good / very good (%)



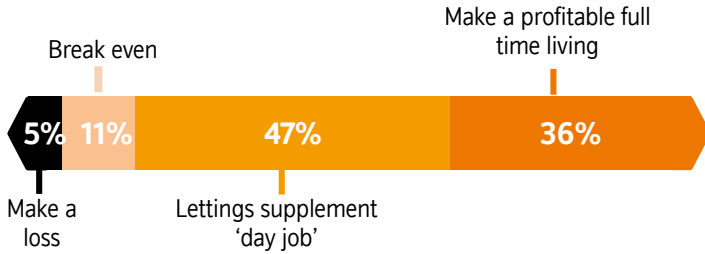
Compared to the national average, landlords operating in Central London are less likely to be feeling 'good' or 'very good' across all confidence indicators bar Capital gains, and have the lowest confidence levels of all landlords about the prospects for the UK's PRS and Financial market.

Landlords in this region tend to achieve the lowest average rental yields (4.3%) and have smaller than average portfolios (7.0 properties).

Central London landlords are also less likely to borrow against their portfolio, with just 49% having at least 1 BTL mortgage.

Landlords' Balance Sheet

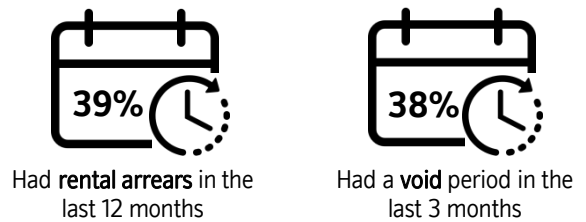
Profitability



Financials



Problems Experienced



PRS Dynamics



7.0

Properties in the average portfolio



30%

Report increasing tenant demand



5%

Bought a property in the last 3 months



4%

Sold a property in the last 3 months

BTL Dynamics



£665,000

Total amount owed through BTL mortgage borrowing



Average number of BTL loans held

the mortgage works