

Portfolio profile



7.4

Average portfolio size



51%

Have at least 1 Buy to Let mortgage

6.1

Average number of BTL loans held

£651k

Average owed through BTL mortgage borrowing

Portfolio balance sheet

£1.8m

Estimated portfolio value

£10,349

Gross rental income per property

6.4%

Average rental yield

Market dynamics

In the last 12 months...



7%

Bought a property



20%

Sold a property



29%

Had a rental arrear



40%

Had a void period

Landlord confidence

% rating prospects in next 3 months as 'good'

37%



Own lettings business

38%



Rental yields

17%



Capital gains

3%



UK economy

Profitability

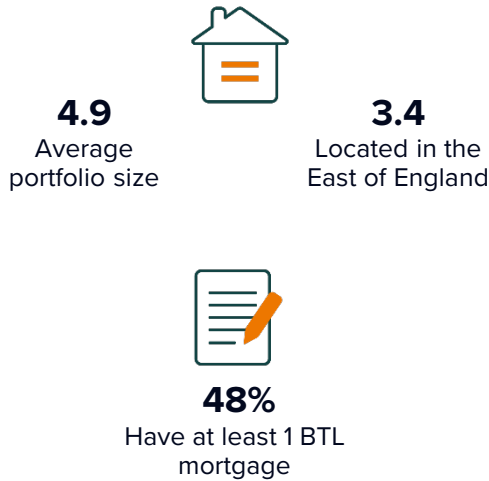
Make a profit: **86%**

Break even: **8%**

Make a loss: **6%**



Portfolio profile



Portfolio balance sheet



Market dynamics

In the last 12 months...



6%
Bought a property



16%
Sold a property



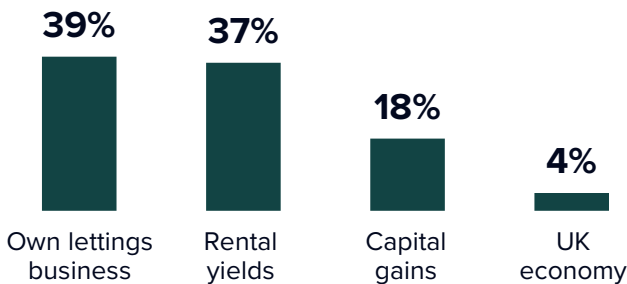
31%
Had a rental arrear



39%
Had a void period

Landlord confidence

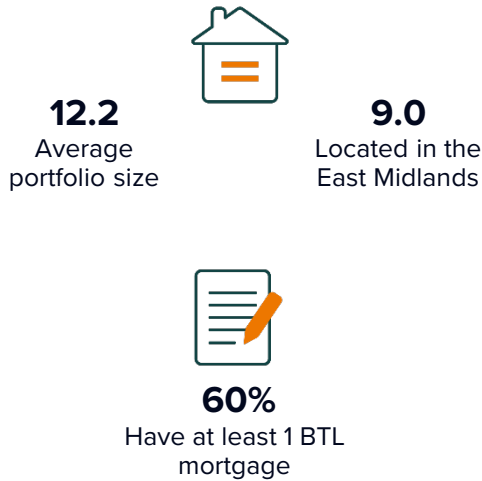
% rating prospects in next 3 months as 'good'



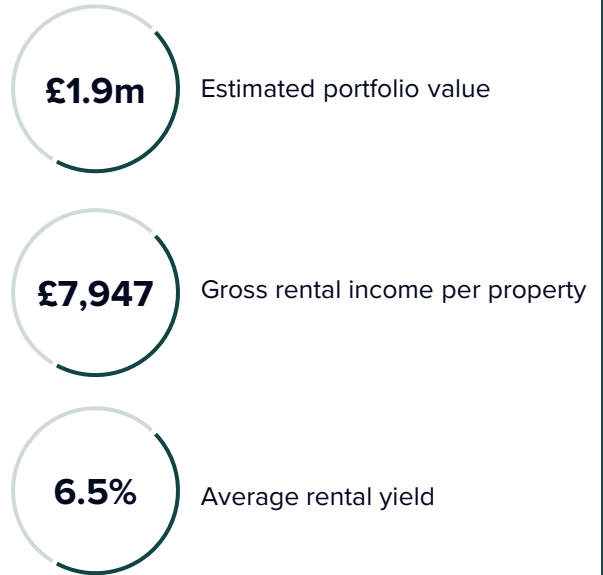
Profitability



Portfolio profile



Portfolio balance sheet



Market dynamics

In the last 12 months...



12%
Bought a property



18%
Sold a property



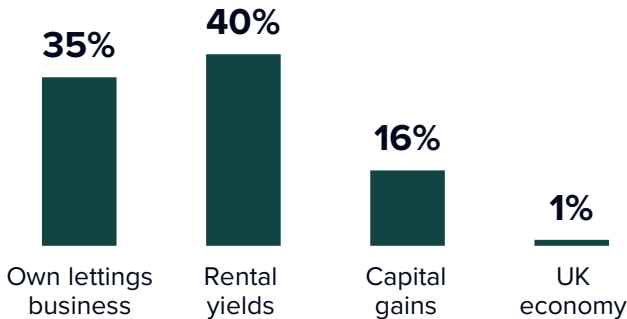
35%
Had a rental arrear



46%
Had a void period

Landlord confidence

% rating prospects in next 3 months as 'good'



Profitability



Portfolio profile

7.5
Average portfolio size



4.0
Located in Central London



67%
Have at least 1 BTL mortgage

5.4
Average number of BTL loans held

£768k
Average owed through BTL mortgage borrowing

Portfolio balance sheet



Estimated portfolio value



Gross rental income per property



Average rental yield

Market dynamics

In the last 12 months...



7%
Bought a property



11%
Sold a property



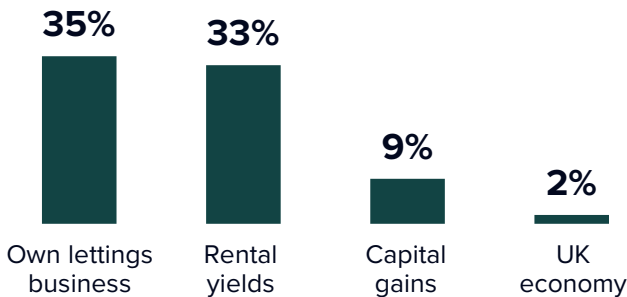
28%
Had a rental arrear



33%
Had a void period

Landlord confidence

% rating prospects in next 3 months as 'good'



Profitability



Portfolio profile

6.6
Average portfolio size



3.9
Located in Outer London



63%
Have at least 1 BTL mortgage

4.6
Average number of BTL loans held

£719k
Average owed through BTL mortgage borrowing

Portfolio balance sheet



Estimated portfolio value



Gross rental income per property



Average rental yield

Market dynamics

In the last 12 months...



8%
Bought a property



15%
Sold a property



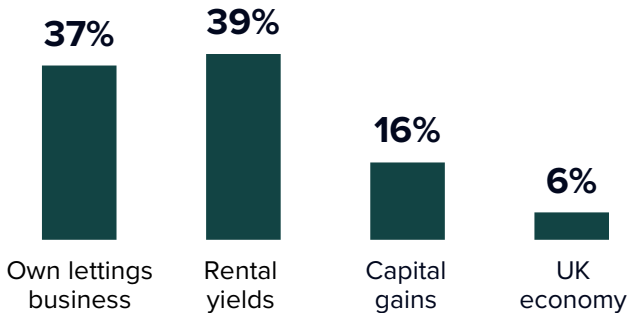
33%
Had a rental arrear



41%
Had a void period

Landlord confidence

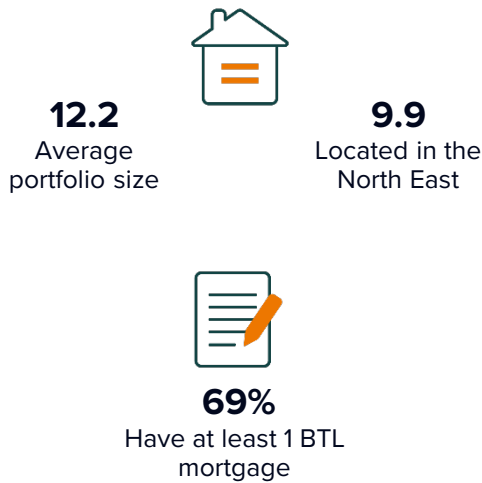
% rating prospects in next 3 months as 'good'



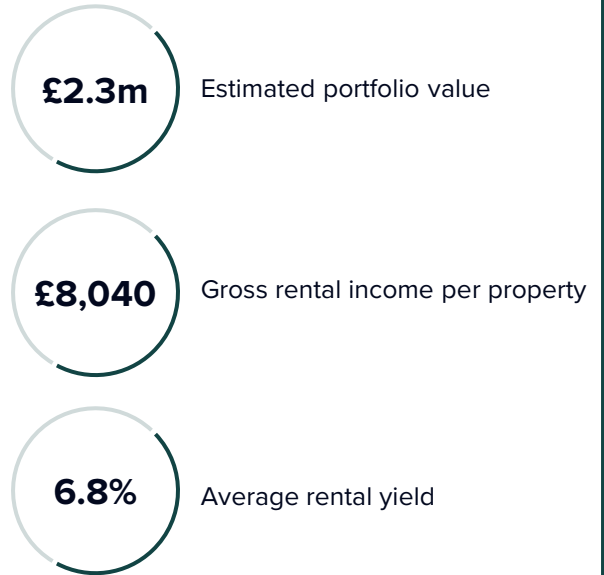
Profitability



Portfolio profile



Portfolio balance sheet



Market dynamics

In the last 12 months...



18%
Bought a property



24%
Sold a property



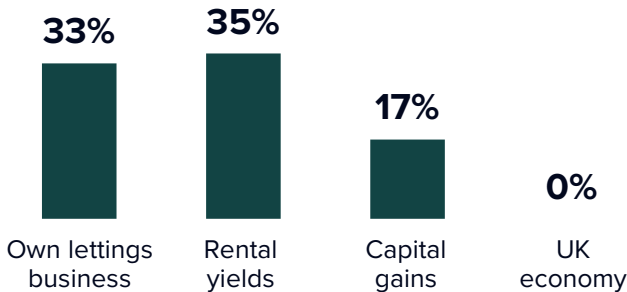
47%
Had a rental arrear



53%
Had a void period

Landlord confidence

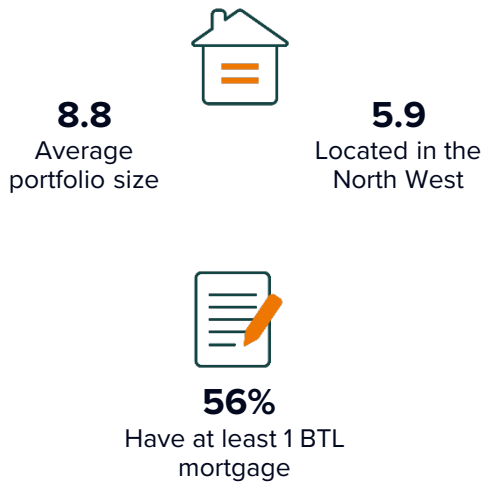
% rating prospects in next 3 months as 'good'



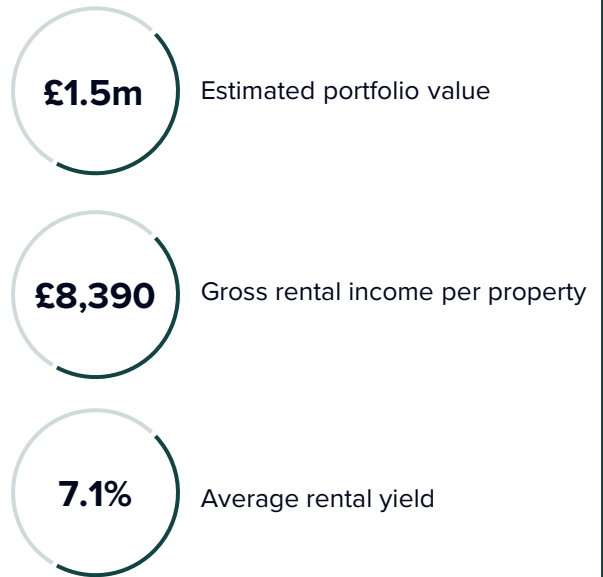
Profitability



Portfolio profile



Portfolio balance sheet



Market dynamics

In the last 12 months...



4%
Bought a property



30%
Sold a property



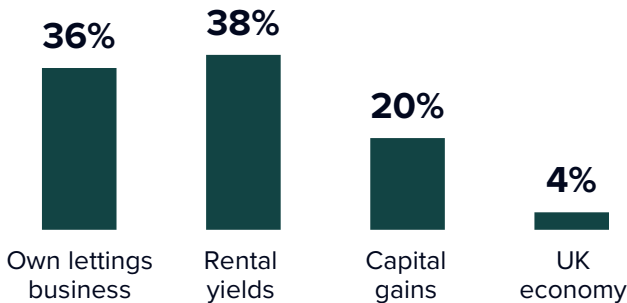
35%
Had a rental arrear



43%
Had a void period

Landlord confidence

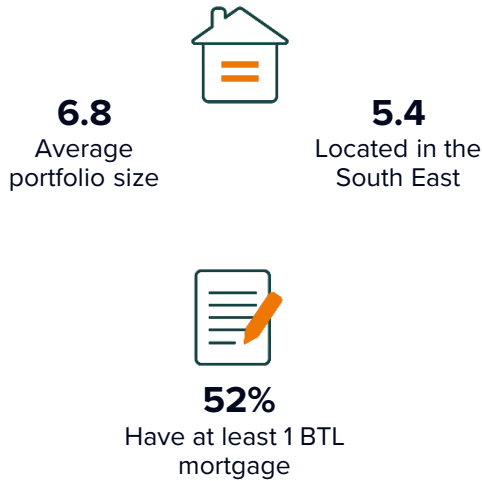
% rating prospects in next 3 months as 'good'



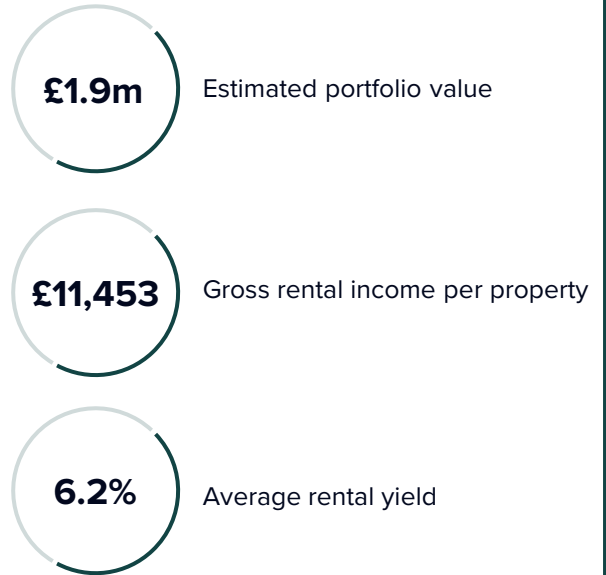
Profitability



Portfolio profile



Portfolio balance sheet



Market dynamics

In the last 12 months...



6%
Bought a property



19%
Sold a property



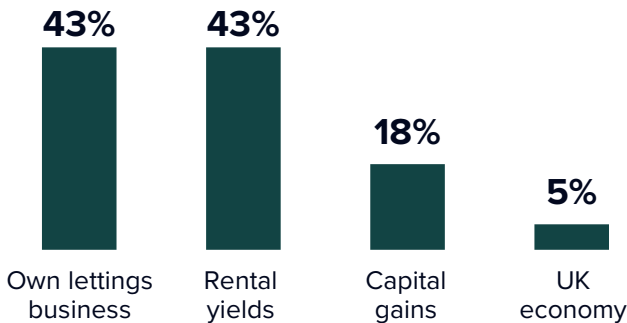
28%
Had a rental arrear



42%
Had a void period

Landlord confidence

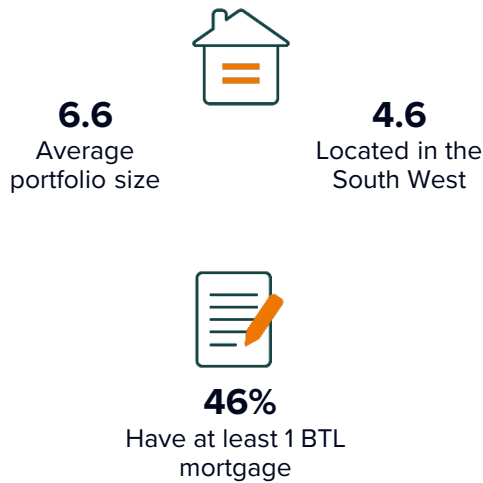
% rating prospects in next 3 months as 'good'



Profitability



Portfolio profile



Portfolio balance sheet



Market dynamics

In the last 12 months...



5%
Bought a property



20%
Sold a property



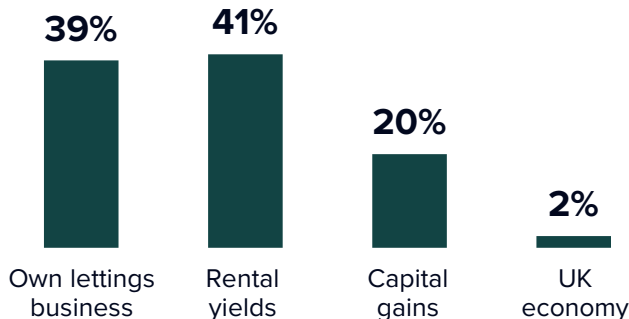
25%
Had a rental arrear



39%
Had a void period

Landlord confidence

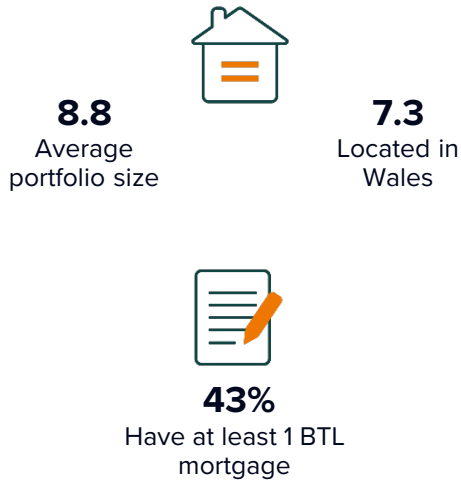
% rating prospects in next 3 months as 'good'



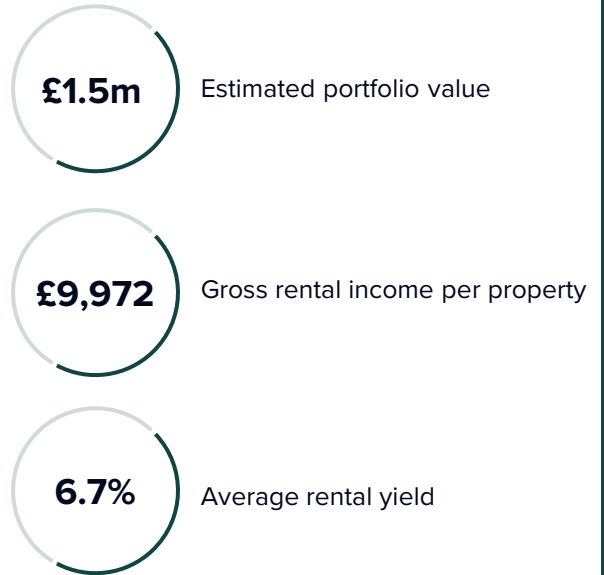
Profitability



Portfolio profile



Portfolio balance sheet



Market dynamics

In the last 12 months...



3%
Bought a property



25%
Sold a property



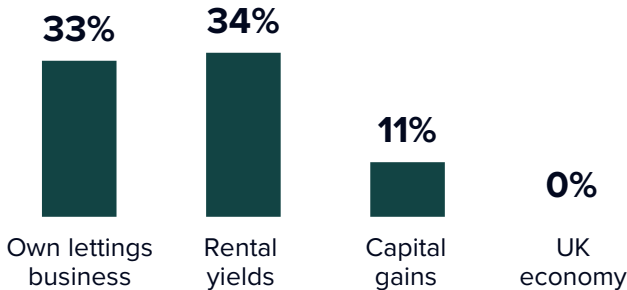
39%
Had a rental arrear



43%
Had a void period

Landlord confidence

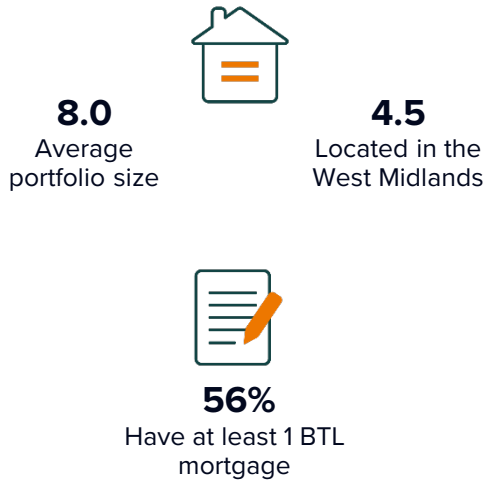
% rating prospects in next 3 months as 'good'



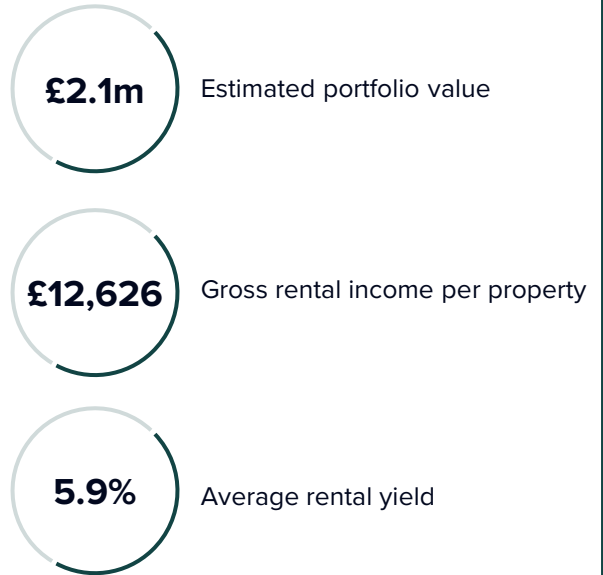
Profitability



Portfolio profile



Portfolio balance sheet



Market dynamics

In the last 12 months...



9%
Bought a property



23%
Sold a property



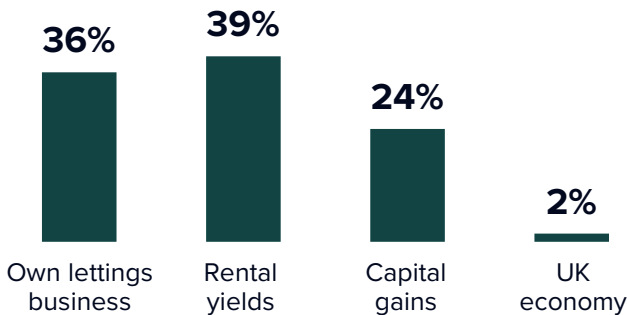
25%
Had a rental arrear



42%
Had a void period

Landlord confidence

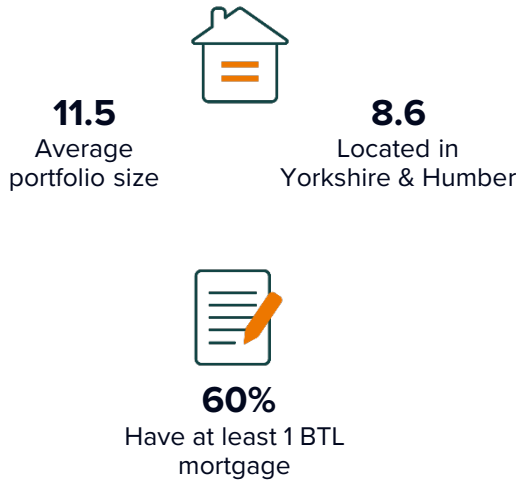
% rating prospects in next 3 months as 'good'



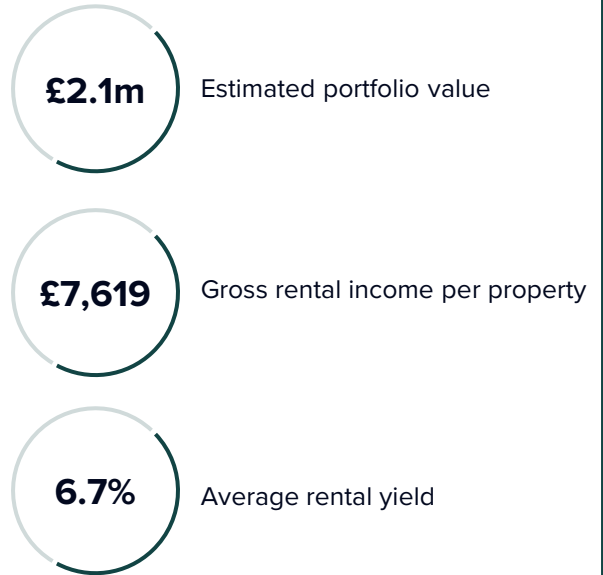
Profitability



Portfolio profile



Portfolio balance sheet



Market dynamics

In the last 12 months...



10%
Bought a property



31%
Sold a property



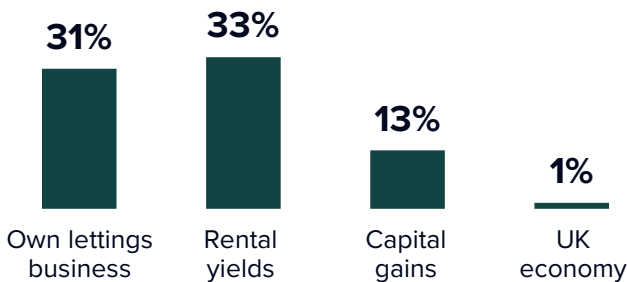
40%
Had a rental arrear



51%
Had a void period

Landlord confidence

% rating prospects in next 3 months as 'good'



Profitability

