The mortgage works

Regional Snapshot Overall UK - Q3 2026

Portfolio profile

8.0
Average portfolio size

55%
Have at least one buy to let mortgage

5.9
Average number of BTL loans held

£738k
Average owed through BTL mortgage borrowing

Portfolio balance sheet

£2m Estimated portfolio value

£10,098 Gross rental income per property

6.4% Average rental yield

Market dynamics

In the last 12 months…

7%
Bought a property

28%
Sold a property

28%
Had a rental arrear

45%
Had a void period

Landlord confidence

% rating prospects in next 3 months as 'good'

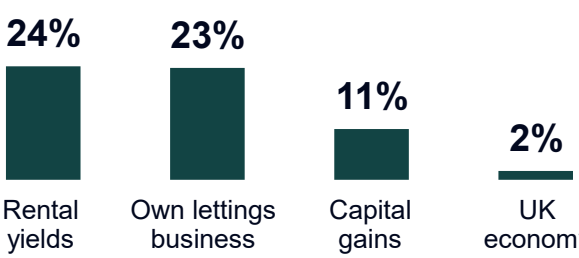

Profitability



Pegasus Insight

Results based on **584** NRLA members with properties in the UK in Q3 2026

T2333

The mortgage works

Regional Snapshot East of England - Q3 2026

Portfolio profile

9.8
Average portfolio size

6.2
Located in the East of England

52%
Have at least one buy to let mortgage

6.2
Average number of BTL loans held

£566k
Average owed through BTL mortgage borrowing

Portfolio balance sheet

£2.3m Estimated portfolio value

£6,978 Gross rental income per property

6.4% Average rental yield

Market dynamics

In the last 12 months…

7%
Bought a property

29%
Sold a property

25%
Had a rental arrear

51%
Had a void period

Landlord confidence

% rating prospects in next 3 months as 'good'

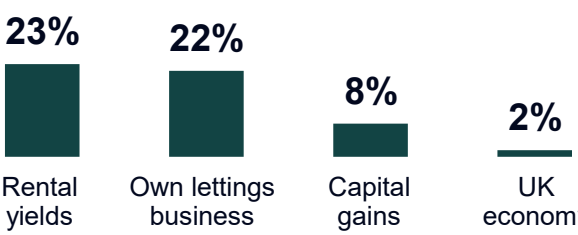

Profitability



Pegasus Insight

Results based on **60** NRLA members with properties in East of England in Q3 2026

Note landlords may operate in more than one region

T2333

The mortgage works

Regional Snapshot East Midlands - Q3 2026

Portfolio profile

9.9
Average portfolio size

6.3
Located in the East Midlands

64%
Have at least one buy to let mortgage

8.1
Average number of BTL loans held

£706k
Average owed through BTL mortgage borrowing

Portfolio balance sheet

£1.6m Estimated portfolio value

£8,477 Gross rental income per property

6.9% Average rental yield

Market dynamics

In the last 12 months…

16%
Bought a property

41%
Sold a property

42%
Had a rental arrear

64%
Had a void period

Landlord confidence

% rating prospects in next 3 months as 'good'

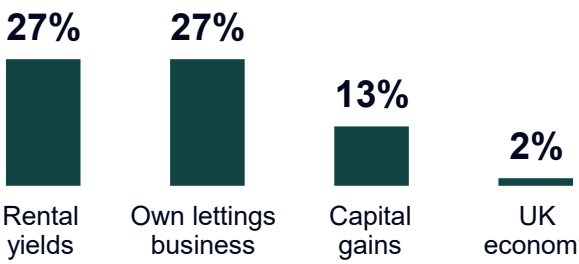

Profitability



Pegasus Insight

Results based on **64** NRLA members with properties in East Midlands in Q3 2026

Note landlords may operate in more than one region

The mortgage works

Regional Snapshot Central London - Q3 2026

Portfolio profile

8.1
Average portfolio size

4.1
Located in Central London

64%
Have at least one buy to let mortgage

6.3
Average number of BTL loans held

£674k
Average owed through BTL mortgage borrowing

Portfolio balance sheet

£3.3m Estimated portfolio value

£16,341 Gross rental income per property

5.5% Average rental yield

Market dynamics

In the last 12 months…

10%
Bought a property

20%
Sold a property

21%
Had a rental arrear

38%
Had a void period

Landlord confidence

% rating prospects in next 3 months as 'good'

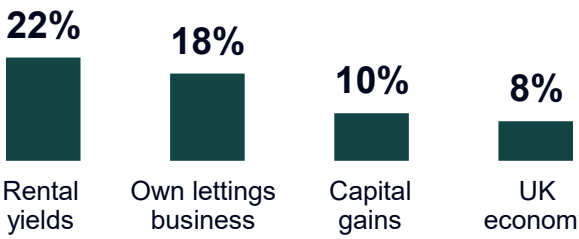

Profitability



Pegasus Insight

Results based on **61** NRLA members with properties in Central London in Q3 2026

Note landlords may operate in more than one region

T2333

The mortgage works

Regional Snapshot Outer London - Q3 2026

Portfolio profile

9.0
Average portfolio size

5.4
Located in Outer London

70%
Have at least one buy to let mortgage

5.9
Average number of BTL loans held

£1,086k
Average owed through BTL mortgage borrowing

Portfolio balance sheet

£3.4m Estimated portfolio value

£9,476 Gross rental income per property

5.8% Average rental yield

Market dynamics

In the last 12 months…

7%
Bought a property

21%
Sold a property

35%
Had a rental arrear

39%
Had a void period

Landlord confidence

% rating prospects in next 3 months as 'good'

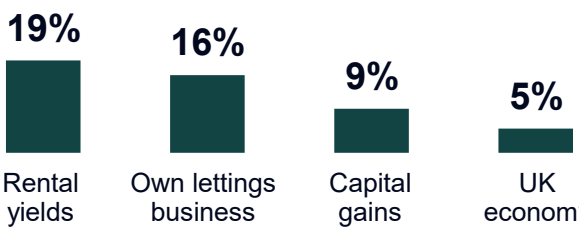

Profitability



Pegasus Insight

Results based on **98** NRLA members with properties in Outer London in Q3 2026

Note landlords may operate in more than one region

T2333

The mortgage works

Regional Snapshot North East - Q3 2026

Portfolio profile

9.0
Average portfolio size

5.8
Located in the North East

64%
Have at least one buy to let mortgage

6.3
Average number of BTL loans held

£1,040k
Average owed through BTL mortgage borrowing

Portfolio balance sheet

£2.1m Estimated portfolio value

£9,231 Gross rental income per property

6.7% Average rental yield

Market dynamics

In the last 12 months…

21%
Bought a property

26%
Sold a property

50%
Had a rental arrear

64%
Had a void period

Landlord confidence

% rating prospects in next 3 months as 'good'

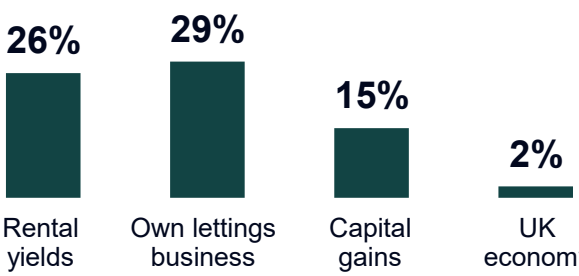

Profitability



Pegasus Insight

Results based on **42** NRLA members with properties in North East in Q3 2026

Note landlords may operate in more than one region

T2333

The mortgage works

Regional Snapshot North West - Q3 2026

Portfolio profile

10.1
Average portfolio size

4.8
Located in the North West

63%
Have at least one buy to let mortgage

8.8
Average number of BTL loans held

£827k
Average owed through BTL mortgage borrowing

Portfolio balance sheet

£1.6m Estimated portfolio value

£7,827 Gross rental income per property

6.4% Average rental yield

Market dynamics

In the last 12 months…

7%
Bought a property

34%
Sold a property

41%
Had a rental arrear

47%
Had a void period

Landlord confidence

% rating prospects in next 3 months as 'good'



Profitability



Pegasus Insight

Results based on **70** NRLA members with properties in North West in Q3 2026

Note landlords may operate in more than one region

T2333

The mortgage works

Regional Snapshot South East - Q3 2026

Portfolio profile

9.9
Average portfolio size

7.6
Located in the South East

54%
Have at least one buy to let mortgage

6.4
Average number of BTL loans held

£888k
Average owed through BTL mortgage borrowing

Portfolio balance sheet

£3m Estimated portfolio value

£9,961 Gross rental income per property

6.3% Average rental yield

Market dynamics

In the last 12 months…

14%
Bought a property

26%
Sold a property

23%
Had a rental arrear

51%
Had a void period

Landlord confidence

% rating prospects in next 3 months as 'good'

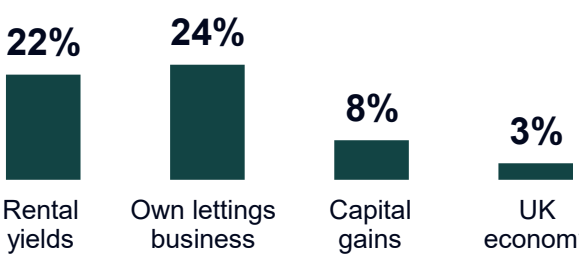

Profitability



Pegasus Insight

Results based on **145** NRLA members with properties in South East in Q3 2026
Note landlords may operate in more than one region

T2333

The mortgage works

Regional Snapshot South West - Q3 2026

Portfolio profile

7.2
Average portfolio size

4.7
Located in the South West

53%
Have at least one buy to let mortgage

5.3
Average number of BTL loans held

£606k
Average owed through BTL mortgage borrowing

Portfolio balance sheet

£1.4m Estimated portfolio value

£11,699 Gross rental income per property

6.3% Average rental yield

Market dynamics

In the last 12 months…

6%
Bought a property

36%
Sold a property

22%
Had a rental arrear

43%
Had a void period

Landlord confidence

% rating prospects in next 3 months as 'good'

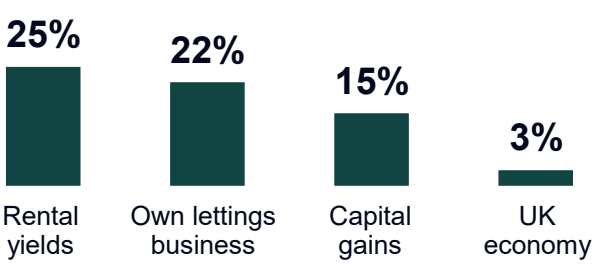

Profitability



Pegasus Insight

Results based on **92** NRLA members with properties in South West in Q3 2026
Note landlords may operate in more than one region

T2333

The mortgage works

Regional Snapshot Wales - Q3 2026

Portfolio profile

9.9
Average portfolio size

7.1
Located in Wales

56%
Have at least one buy to let mortgage

12.5
Average number of BTL loans held

£1,071k
Average owed through BTL mortgage borrowing

Portfolio balance sheet

£2.3m Estimated portfolio value

£13,403 Gross rental income per property

6.0% Average rental yield

Market dynamics

In the last 12 months…

0%
Bought a property

34%
Sold a property

41%
Had a rental arrear

38%
Had a void period

Landlord confidence

% rating prospects in next 3 months as 'good'

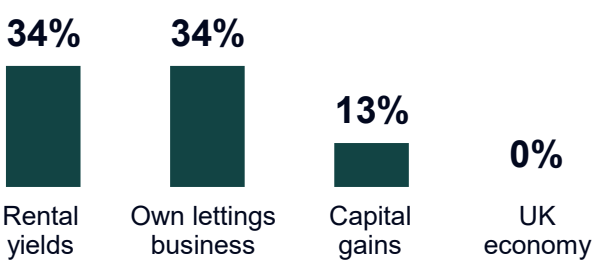

Profitability



Pegasus Insight

Results based on **32** NRLA members with properties in Wales in Q3 2026

Note landlords may operate in more than one region

The mortgage works

Regional Snapshot West Midlands - Q3 2026

Portfolio profile

10.6
Average portfolio size

6.8
Located in the West Midlands

67%
Have at least one buy to let mortgage

12.5
Average number of BTL loans held

£1,240k
Average owed through BTL mortgage borrowing

Portfolio balance sheet

£1.7m Estimated portfolio value

£10,645 Gross rental income per property

6.7% Average rental yield

Market dynamics

In the last 12 months…

7%
Bought a property

37%
Sold a property

26%
Had a rental arrear

44%
Had a void period

Landlord confidence

% rating prospects in next 3 months as 'good'

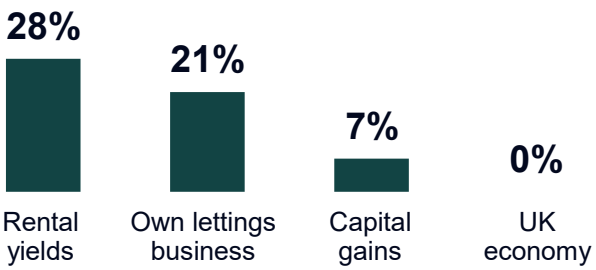

Profitability



Pegasus Insight

Results based on **43** NRLA members with properties in West Midlands in Q3 2026

Note landlords may operate in more than one region

The mortgage works

Regional Snapshot Yorkshire & The Humber - Q3 2026

Portfolio profile

9.5
Average portfolio size

6.7
Located in Yorkshire & Humber

70%
Have at least one buy to let mortgage

6.3
Average number of BTL loans held

£493k
Average owed through BTL mortgage borrowing

Portfolio balance sheet

£1.6m Estimated portfolio value

£8,975 Gross rental income per property

6.7% Average rental yield

Market dynamics

In the last 12 months…

7%
Bought a property

39%
Sold a property

49%
Had a rental arrear

59%
Had a void period

Landlord confidence

% rating prospects in next 3 months as 'good'

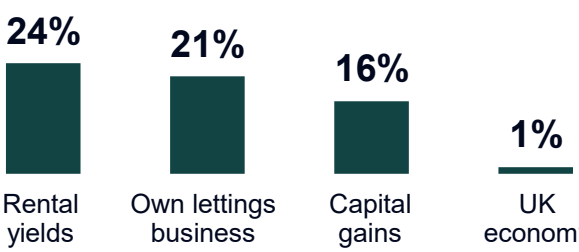

Profitability



Pegasus Insight

Results based on **70** NRLA members with properties in Yorkshire and The Humber in Q3 2026

Note landlords may operate in more than one region

T2333